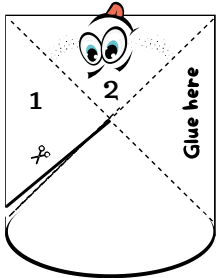


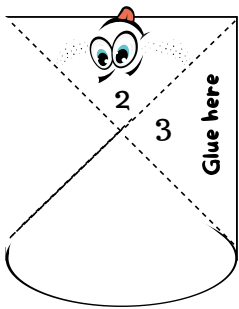
Putting together your bookmark

Materials needed

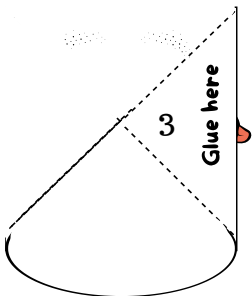
Paper
Scissors
Glue stick



Cut along the solid line. (1)
Then fold along the dotted lines




Fold (1) backwards



Apply glue to the no 3 section

Fold it forward



Let the glue dry and your
bookmark is ready for use